

FLANGES Check-Trol™ Isolation Flow Control Flange

Description

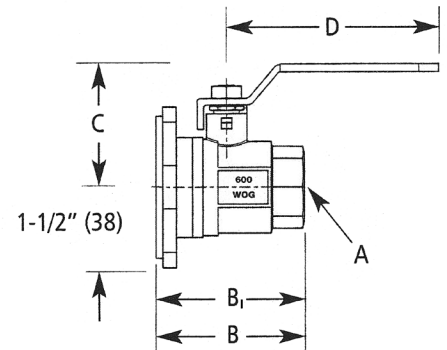
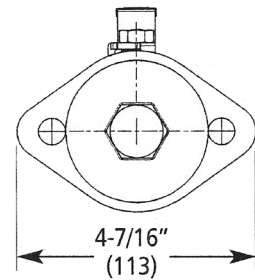
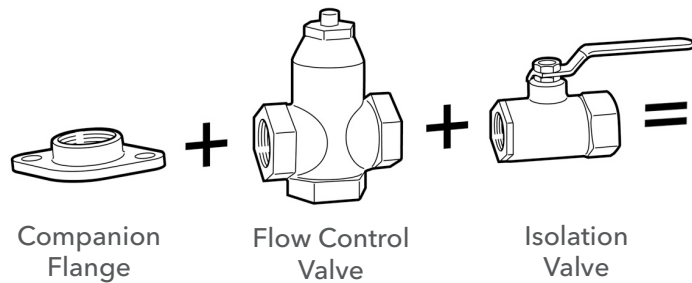
The Check-Trol flange is a combination isolation valve, flow control valve, and companion flange for circulators. The ball valve allows the circulator to be removed from the system without draining the system. The internal spring check prevents gravity circulation. Free floating companion flange makes pump installation a snap.

Operating Data

Maximum Working Pressure: 150 PSI (10 bar)
Maximum Operating Temperature: 200°F (93°C)

Materials of Construction

Valve Body: Lead-Free* Brass
Flange: Chrome Plated Steel
Ball: Chrome Plated Lead-Free* Brass
Packing: PTFE
Seat Ring: PTFE
Stem: Lead-Free* Brass
Spring Check: Nitrile, Acetal, Stainless Steel
*CSA certified to NSF/ANSI 372 that product contains less than 0.25% lead content by weight on wetted surface.



Specifications

Model Number	Size Inches	Use with Following Circulators*	Dimensions - Inches (mm) Following Circulators					Approx. Shpg. Wt. lbs. (Kg)
			A	B	B1**	C	D	
101231LF	3/4" NPT x Flange	ecocirc 20-18 and	3/4" NPT	3-7/64" (79)	2-27/64" (61.5)	2" (50.5)	4-23/32" (120)	3.4 (1.5)
101232LF	1" NPT x Flange	ecocirc+ 20-18	1" NPT	3-15/16" (100)	2-57/64" (73.3)	2-5/32" (54.7)	4-23/32" (120)	4.4 (2.0)
101233LF	1-1/4" NPT x Flange	ecocirc XL 20-35, 36-45, 55-45	1-1/4" NPT	4-25/32" (121.4)	3-19/64" (84)	3" (76.2)	6-7/32" (158)	6.3 (2.8)
101245LF	1-1/2" NPT x Flange	NRF/NBF/SSF	1-1/2" NPT	4-27/32" (122.9)	3-23/64" (85.5)	3" (76.2)	6-7/32" (158)	6.6 (3.0)
101236LF	3/4" SWT x Flange	Wet Rotors*	3/4" SWT	3-21/64" (84.5)	2-41/64" (67)	2" (50.5)	4-23/32" (120)	3.4 (1.5)
101237LF	1" SWT x Flange	Series PL-30, PL-36,	1" SWT	4-1/64" (102)	3" (75.3)	2-5/32" (54.7)	4-23/32" (120)	4.2 (1.9)
101238LF	1-1/4" SWT x Flange	PL-55, PL-100	1-1/4" SWT	4-55/64" (123.4)	3-25/64" (86)	3" (76.2)	6-7/32" (158)	5.9 (2.7)
101247LF	1-1/2" SWT x Flange	Series 100, PR and LR	1-1/2" SWT	5-1/64" (127.4)	3-35/64" (90)	3" (76.2)	6-7/32" (158)	6.5 (3.0)

* Not for use with NRF/NBF-45.

Dimensions and weights are approximate and subject to change. Contact factory for certified dimensions. Check-Trol flange is sold with an isolation flange as a pair.

** B₁ Dimension is overall length of isolation flange. The part numbers and shipping weights are for one Check-Trol flange and one isolation flange, capscrews and nuts.

ISOLATION FLANGES

Description

The isolation flange is a combination of an isolation ball valve and a companion flange for circulators. The isolation flange allows easy service or replacement of the circulator without the need to drain the system. The isolation flange fits the Bell & Gossett NRF/NBF/SSF wet rotors, Series PL, Series 100, HV, PR, and LR circulators.

Operating Data

Maximum Working Pressure: 150 PSI (10 bar)

Maximum Operating Temperature: 250°F (121°C)

Materials of Construction

Valve Body: Lead-Free* Brass

Flange: Chrome Plated Steel

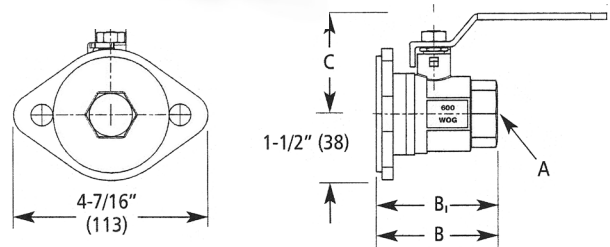
Ball: Chrome Plated Lead-Free* Brass

Packing: PTFE

Seat Ring: PTFE

Stem: Lead-Free* Brass

*CSA certified to NSF/ANSI 372 that product contains less than 0.25% lead content by weight on wetted surface.



Specifications

Model Number	Size Inches	Use with Following Circulators*	Dimensions - Inches (mm)				Approx. Shpg. Wt. lbs. (Kg)
			A	B	C	D	
101221LF	3/4" NPTF IF	ecocirc 20-18 and ecocirc+ 20-18	3/4" NPT	2-27/64" (61.5)	2" (50.5)	4-47/64" (120)	3.2 (1.5)
101222LF	1" NPTF IF		1" NPT	2-57/64" (73.3)	2-5/32" (54.7)	4-47/64" (120)	4.1 (1.9)
101223LF	1-1/4" NPTF IF	ecocirc XL 20-35, 36-45, 55-45	1-1/4" NPT	3-19/64" (84)	3" (76.2)	6-7/32" (158)	5.8 (2.6)
101241LF	1-1/2" NPTF IF		1-1/2" NPT	3-23/64" (85.5)	3" (76.2)	6-7/32" (158)	6.1 (2.8)
101226LF	3/4" SWT IF	NRF/NBF/SSF wet rotors	3/4" SWT	2-41/64" (67)	2" (50.5)	4-23/32" (120)	3.2 (1.5)
101227LF	1" SWT IF		1" SWT	3" (75.3)	2-5/32" (54.7)	4-23/32" (120)	3.9 (1.8)
101228LF	1-1/4" SWT IF	Series PL-30, PL-36, PL-55, PL-100	1-1/4" SWT	3-25/64" (86)	3" (76.2)	6-7/32" (158)	5.4 (2.5)
101243LF	1-1/2" SWT IF		1-1/2" SWT	3-35/64" (90)	3" (76.2)	6-7/32" (158)	6 (2.7)

*"IF" = "Isolation Flange"

Note: Dimensions and weights are approximate and subject to change. Contact factory for certified dimensions. The part numbers and shipping weights are for two isolation flanges, capscrews and nuts.

* Not for use with NRF/NBF-45.

COMPANION FLANGES

Flanges for Cast Iron Circulators

	Size (NPT)	Master Carton of 12 Part No.	Set of 2 Part No.
Series 100, PR NRF-22, NRF-9F/LW, NRF-33, NRF-36 PL-30, PL-36, PL-55 ecocirc XL	3/4"	101001	101201
	1"	101002	101202
	1-1/4"	101003	101203
	1-1/2"	101004	101204
Series HV, PL-45 PL-50, PL-100, NRF-45 ecocirc XL	1"	101005	101205
	1-1/4"	101006	101206
	1-1/2"	101007	101207

	Size (NPT)	Set of 2 Part No.*
PL-75, PL-130/2" ecocirc XL 15-75	2"	101215
PL-130/3" ecocirc XL 40-275	2-1/2"	101219
	3"	101217

*Includes Fasteners

Flanges for Bronze Circulators

	Size (NPT)	Master Carton of 12 Part No.	Set of 2 Part No.
Series 100B, PRAB, NBF-22, NBF-12F/LW, NBF-33, NBF-36 PL-30B, PL-36B ecocirc XLB	3/4"	101511LF	101501LF
	1"	101512LF	101502LF
	1-1/4"	101513LF	101503LF
	1-1/2"	1101514LF	101504LF
Series HV, PL-45B PL-50B, PL-100B, NBF-45 ecocirc XLB	1"	101515LF	101505LF
	1-1/4"	101516LF	101506LF
	1-1/2"	101517LF	101507LF

	Size (NPT)	Set of 2 Part No.*
PL-75B, PL-130B/2" ecocirc XLB 15-75	2"	101508LF
PL-130B/3" ecocirc XLB 40-275	2-1/2"	101510LF
	3"	101509LF

*Includes Fasteners

Union Connection for NBF Circulators

	Union Connection	Set of Two	
		Model No.	Part No.
NBF-22U, NBF-12U/LW NBF-9U/LW	1/2" sweat	UC-1/2S	113203LF
	3/4" sweat	UC-3/4S	113201LF
	3/4" NPT	UC-3/4NPT	113202LF

